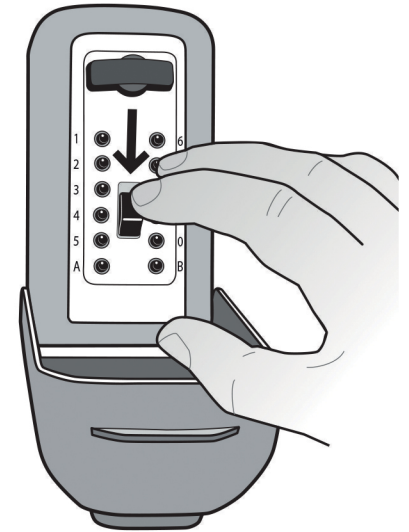


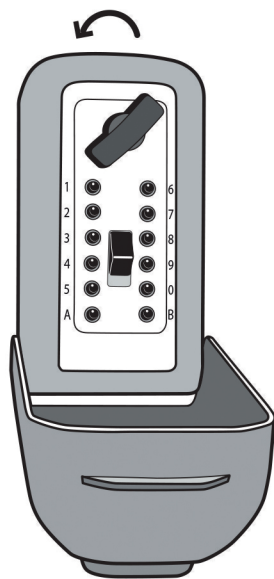
1. Pull down the black cover using the tab at the top.



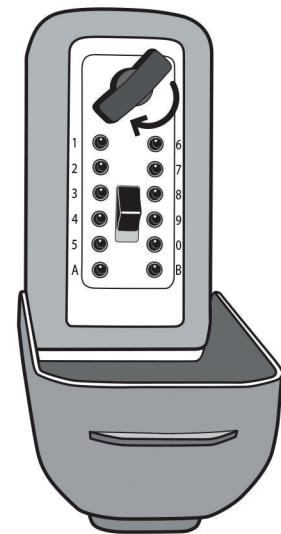
2. Press down on the CLEAR button.



3. Enter combination.
If you make a mistake, press down on the CLEAR button and re-enter the combination.



4. Turn the OPEN dial clockwise 180°. The lid will open and the key will be inside.



5. To close, push the lid back into place and turn the OPEN dial counter-clockwise 180°. Push the black cover back into place.

**KEEP THE KEY IN A SAFE PLACE DURING YOUR EVENT.
WHEN LEAVING, LOCK THE DOOR AND RETURN THE KEY
TO THE KEY SAFE.**